

Date: 31-01-2022

Health Bulletin

Time: 6:00 PM

Bulletin No. 724 (since 15th March 2020)



Positive Today: **1200**



Recovered Today: **2499**



Death Today: **10**



Active Cases: **29428**

S⁺vt^y

Sample Positivity today: **4.40%**

R%

Recovery Percentage: **58.18%**

1. Total cumulative Positive COVID-19 detected since 01.01.2022: **76301**
2. Total Number (%) of COVID-19 Patients Treated/ Cured since 01.01.2022: **44391 (58.18%)**
3. Total Number (%) of COVID-19 patients migrated out of state since 01.01.2022: **2656 (3.48%)**
4. Total Number (%) of COVID-19 Deaths since 01.01.2022: **128 (0.17%)**
5. Number of samples found negative for COVID-19 today: **26096**
6. Total number of samples sent for COVID-19 testing today: **27095**
7. Total number of cumulative samples found negative since 01.01.2022: **674880**

कोरोना के विरुद्ध लड़ाई कागर सिद्ध हो रही है..

टीकाकरण में 100 प्रतिशत आपकी भागीदारी सुनिश्चित होनी चाहिये!



हम सुरक्षित,
तो देश सुरक्षित!





उत्तराखण्ड शासन



राष्ट्रीय स्वास्थ्य मिशन



Uttarakhand State Control Room

Integrated Disease Surveillance Programme

Directorate of Medical Health & Family Welfare, Uttarakhand, Dehradun



Uttarakhand State Control Room

Detailed Status of Sample Tested

Districts	Samples Sent to Labs Today	Negative		Positive		Cumulative Samples Tested Since 01.01.2022	Results Awaited (including sample sent to labs today)
		Negative in last 24 hours	Negative Cumulative Since 01.01.2022	Positive in last 24 hours	Positive Cumulative Since 01.01.2022		
Almora	969	1669	35639	25	3187	38826	1256
Bageshwar	608	78	18561	17	1709	20270	1268
Chamoli	873	374	20969	11	2188	23157	858
Champawat	919	1358	26684	67	1527	28211	1060
Dehradun	8693	7069	173460	368	27337	200797	3254
Haridwar	7644	8647	195711	160	11044	206755	829
Nainital	1614	1313	35353	210	10149	45502	698
Pauri Garhwal	1584	1718	35187	34	4415	39602	489
Pithoragarh	572	110	20350	7	1904	22254	1239
Rudraprayag	590	142	13567	35	1898	15465	518
Tehri Garhwal	534	211	15070	10	1898	16968	396
US Nagar	2052	2818	69478	211	7810	77288	293
Uttarkashi	443	589	14851	45	1235	16086	151
Total	27095	26096	674880	1200	76301	751181	12309

Details of Districts having Positive COVID-19 Cases

Districts	No. of Positive Cases Since 01.01.2022	No. of Positive Cases Treated/ Cured Since 01.01.2022	Active Cases in the District	Deaths Since 01.01.2022	Migrated Positive Cases Since 01.01.2022
Almora	3187	2244	680	3	266
Bageshwar	1709	1304	343	0	66
Chamoli	2188	1476	632	1	81
Champawat	1527	625	885	0	20
Dehradun	27337	12385	14719	83	285
Haridwar	11044	7131	3736	11	196
Nainital	10149	7591	2583	14	31
Pauri Garhwal	4415	1118	2348	10	946
Pithoragarh	1904	1252	552	3	109
Rudraprayag	1898	837	963	0	98
Tehri Garhwal	1898	1041	675	0	189
U.S. Nagar	7810	6476	1119	3	236
Uttarkashi	1235	911	193	0	133
Total	76301	44391	29428	128	2656

Hospital Wise Death

District	Cumulative Deaths	Name of The Hospital	No. of Deaths
Dehradun	83	AIIMS Rishikesh, Dehradun	3
		Shri Mahant Indiresch Hospital, Dehradun	3
Nainital	14	BC Joshi Hospital (DRDO), Nainital	3
Pauri Garhwal	10	Base Hospital Kotdwar, Pauri Garhwal	1
Grand Total			10

कोरोजा के विरुद्ध लड़ईं लेगी कायदा.. जब प्रत्येक व्यक्ति दीकाकरण को अपजायेगा!



Check Your COVID-19 Test Results Online on report.icmr.org.in

or Scan the QR Code Below





Uttarakhand State Control Room

Integrated Disease Surveillance Programme

Directorate of Medical Health & Family Welfare, Uttarakhand, Dehradun



COVID-19 Vaccination

31st January 2022

- ☀ Sessions Held Today: **1870**
- ☀ Number of Beneficiaries Vaccinated Today: **135384**
- ☀ Total Number of Beneficiaries Partially Vaccinated: **8457563**
- ☀ Total Number of Beneficiaries Fully Vaccinated: **7261984**
- ☀ Total Number of Beneficiaries Given Precaution Dose: **235836**

Details of Beneficiaries Vaccinated in Uttarakhand

Districts	Citizens				Health Care Worker		Front Line Worker		Cumulative Precaution Dose Coverage	Last 24 hrs coverage	
	15-17 years Partially Vaccinated (1st Dose Coverage)	15-17 years Fully Vaccinated (Both Dose Coverage)	18+ years Partially vaccinated (1st Dose Coverage)	18+ years Fully Vaccinated (Both Dose Coverage)	Partially Vaccinated (1st Dose Coverage)	Fully Vaccinated (Both Dose Coverage)	Partially Vaccinated (1st Dose Coverage)	Fully Vaccinated (Both Dose Coverage)		1st And 2nd Dose	Precaution Dose
Almora	25823	54	380532	333942	6020	6014	9950	9575	13826	6137	1559
Bageshwar	13537	728	185635	166950	2514	2517	2319	2386	11825	2105	1307
Chamoli	17323	614	273439	259040	3987	4018	6490	6614	13855	2446	996
Champawat	10578	26	182531	167154	2248	2296	7479	7337	8886	1009	847
Dehradun	79822	954	1557297	1336811	37235	35388	30636	29669	55732	17925	2727
Haridwar	56384	223	1497894	1378878	17780	17589	48432	48330	27845	26176	1140
Nainital	40405	276	749786	681281	14186	13633	20095	19904	23273	13613	1121
Pauri	28090	181	449275	373419	7913	7818	7089	6848	16164	7540	1071
Pithoragarh	19988	149	324851	301597	4093	4093	8311	8369	10523	4819	433
Rudraprayag	10467	1959	172430	150695	2465	2453	2689	2711	5033	4295	294
Tehri	25463	1556	396467	344783	6250	6302	4918	5015	16921	4401	2110
US Nagar	61884	842	1339508	1243175	12458	12509	34718	33459	19432	25401	1620
Uttarkashi	14102	56	235323	213284	3461	3476	4993	5034	12521	3226	1066
Total	403866	7618	7744968	6951009	120610	118106	188119	185251	235836	119093	16291

DETAILED STUDY OF COVID-19 STATUS SINCE 15.03.2020

S⁺vt^y Sample Positivity: **4.54%**

R% Recovery Percentage: **89.12%**

CFR (%Death): **1.79%**

Migrated Cases: **2.11%**

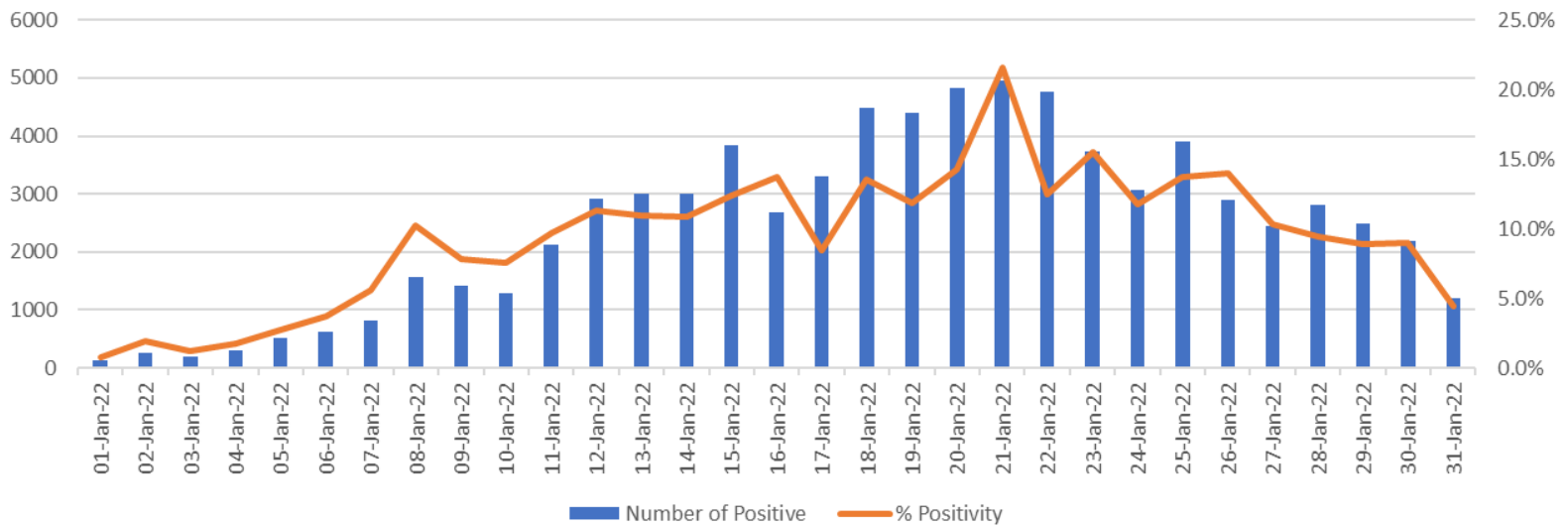
1. Total cumulative Positive COVID-19 detected: **421388**
2. Total Number of COVID-19 Patients Treated/ Cured: **375541**
3. Total Number of COVID-19 patients migrated out of state: **8873**
4. Total Number of COVID-19 Deaths: **7546**
5. Total number of cumulative samples found negative: **8850633**
6. Total number of cumulative samples tested: **9272021**

Districts wise Status of COVID-19

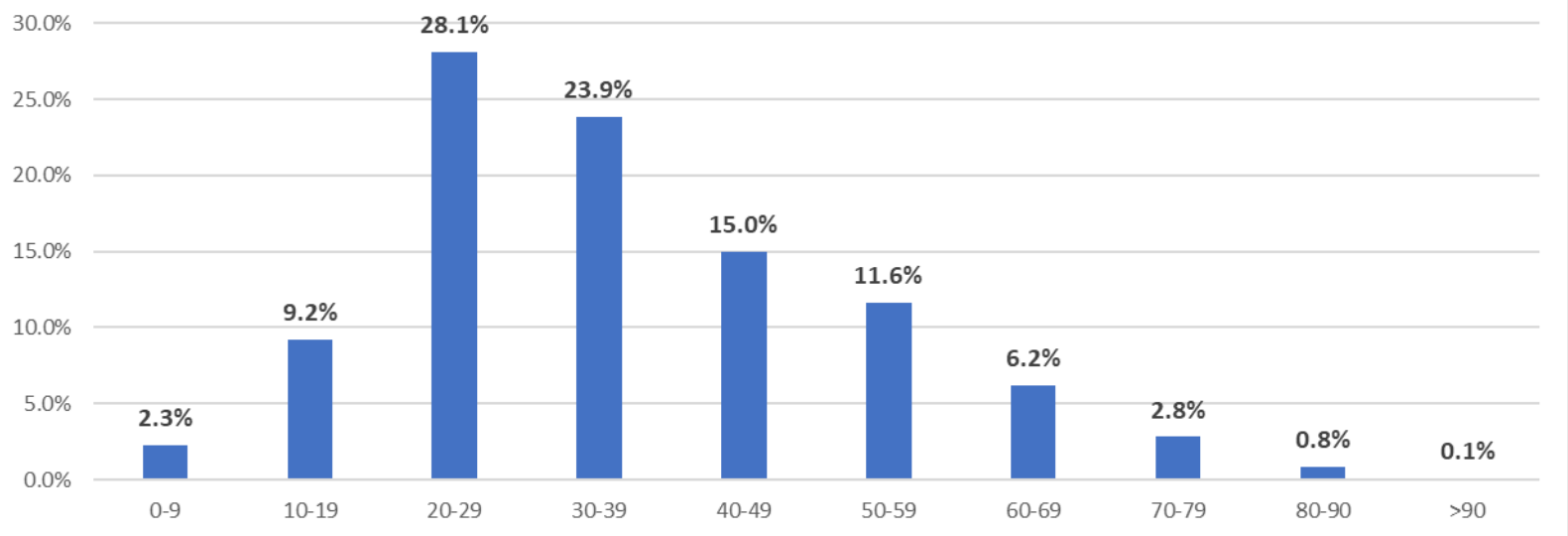
District	Cumulative samples Tested	Negative Cumulative since	Positive Cumulative	Treated/ Cured till Date since	Cumulative Deaths	Cumulative Migrated/others
Almora	290059	274625	15434	13668	199	887
Bageshwar	239851	232371	7480	6985	61	91
Chamoli	328134	313692	14442	13459	63	288
Champawat	301635	292426	9209	8062	53	209
Dehradun	2235733	2095529	140204	120987	3610	888
Haridwar	2470797	2408138	62659	56294	1035	1594
Nainital	659950	610389	49561	45844	961	173
Pauri Garhwal	468220	446056	22164	17838	325	1653
Pithoragarh	264601	252394	12207	11253	185	217
Rudraprayag	225203	214499	10704	9377	106	258
Tehri Garhwal	339000	321255	17745	15872	110	1088
U.S. Nagar	1076752	1030972	45780	42848	764	1049
Uttarkashi	372086	358287	13799	13054	74	478
Total	9272021	8850633	421388	375541	7546	8873

Graphical Representation of COVID-19 Facts in Uttarakhand

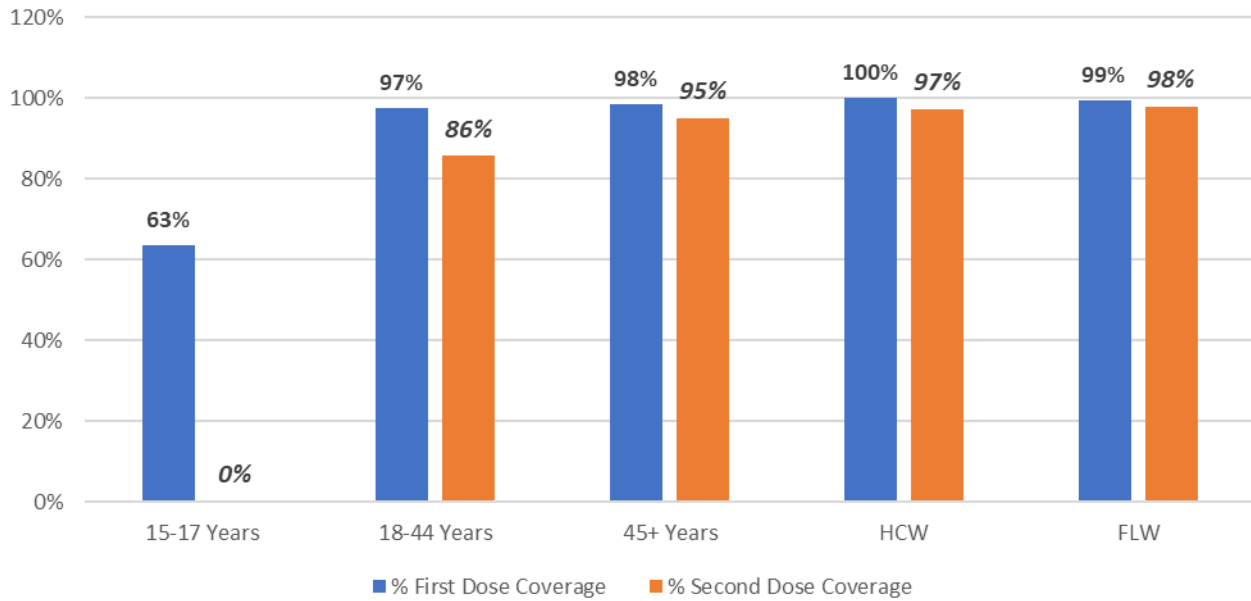
Trends of COVID-19 Positive Cases and % Positivity



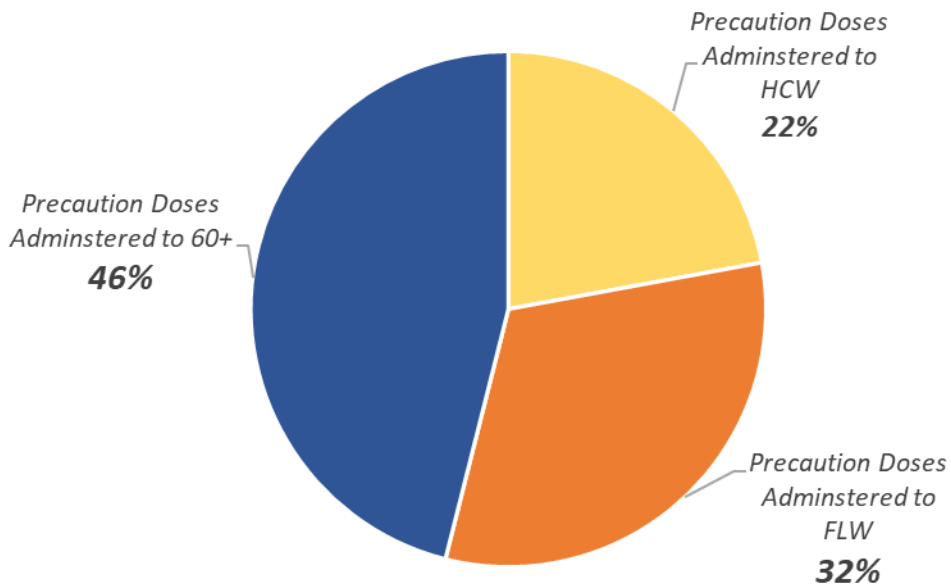
% Contribution of COVID-19 Cases in different Age Groups (Since 1st Jan 2022)

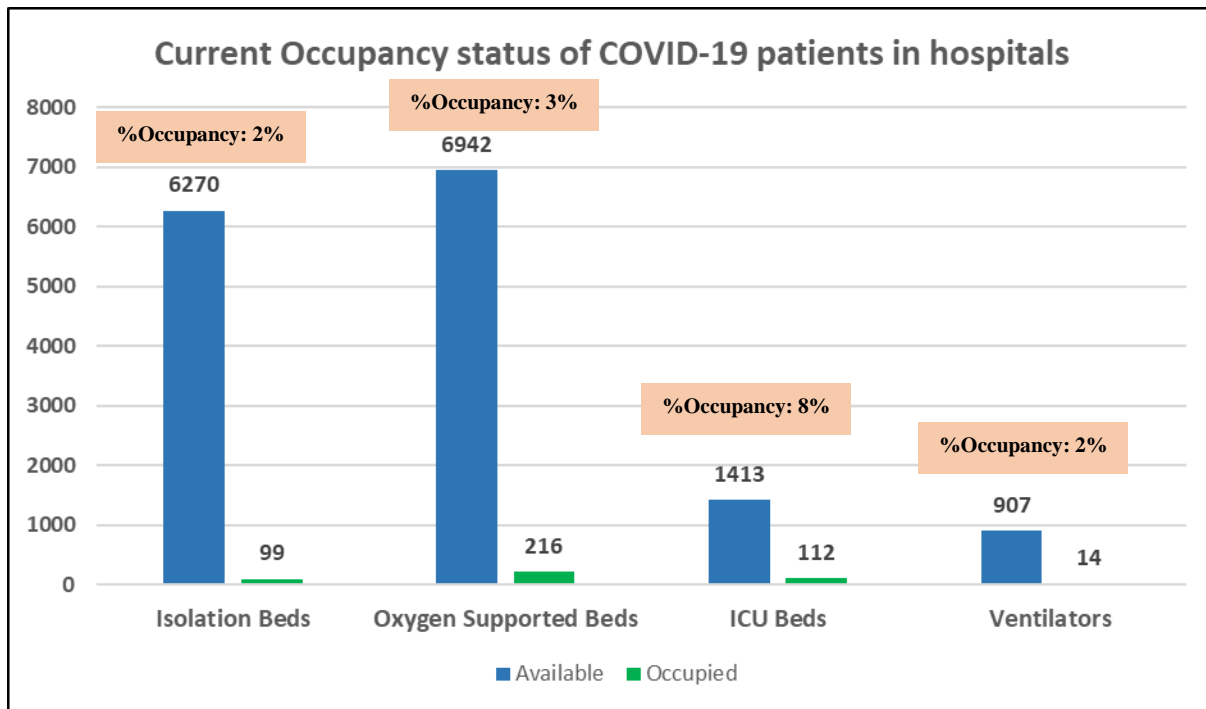
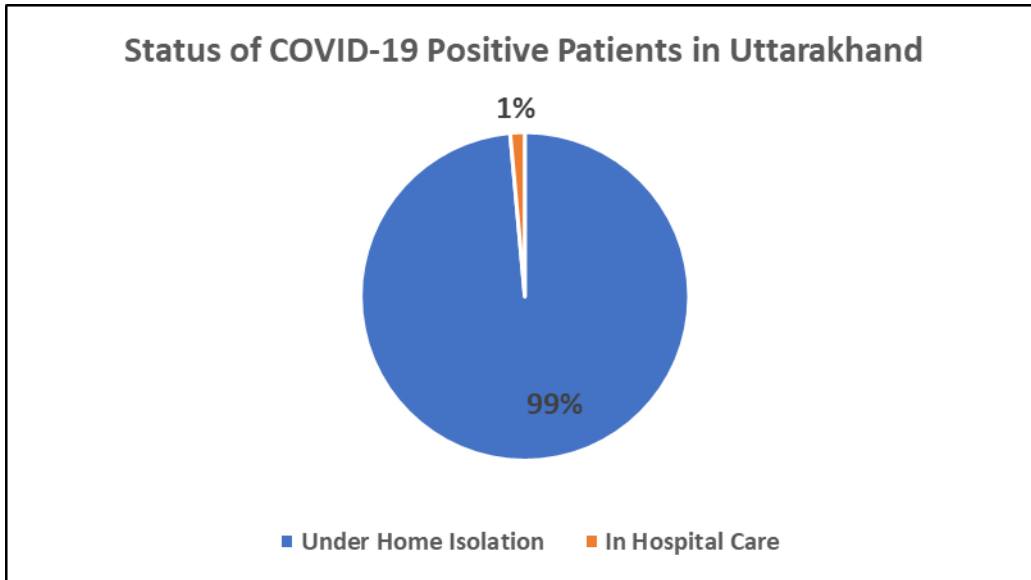


Category Wise Vaccination Coverage in Uttarakhand

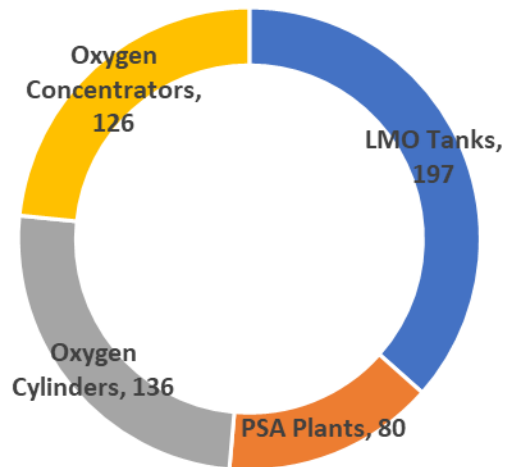


Status of Administration of Precaution (Booster) Doses in Uttarakhand





Different Modes of Oxygen Availability in Uttarakhand (capacity in MT)



Total Oxygen Production Capacity in the State:
539 MT

Average Oxygen Consumption in Last 7 Days:
12 MT

Details of State Control Room

E-mail: covid19statewarroomuk@gmail.com, idsputtarakhand@gmail.com

Toll free No: 104/01352609500


 Whatsapp No. 9412080544

Details of District Control Rooms

Districts	District Control Room Number
Almora	05962-237874, 05962-237876, 05962-231205
Bageshwar	05963-221822, 05963-297515, 7895235220
Chamoli	7617429778, 9068787120, 7830839443, 01372-252187, 01372-251437
Champawat	05965-230943, 05965-230819
Dehradun	0135-2724506, 1800-180-2525, 0135-2609200
Haridwar	01334-239072, 01332-265201, 265202, 265203, 265209
Nainital	05946-281234
Pauri Garhwal	01368-222213, 7302796031
Pithoragarh	05964-297551
Tehri Garhwal	01376-234793
Rudraprayag	01364-233727, 7456003173, 7456003162, 8920456016, 7078301730
U.S. Nagar	05944-246590, 05944-250100, 05944-250101
Uttarkashi	01374-222641, 7417162869

हम प्रतिबद्ध हैं आपकी मदद के लिये.. 24 X 7

आप राज्य सरकार द्वारा संचालित सभी स्वास्थ्य सेवाओं के बारे में **जानकारी** **सुझाव** अथवा **शिकायतों** के निवारण हेतु **104** इन्टिग्रेटेड हेल्पलाइन (टोल फ्री नम्बर) पर कॉल कर सकते हैं



● जानकारी ● सुझाव शिकायत ● निवारण

24 x 7 नि:शुल्क सेवा

COVID-19 104 तीन अंकों का नि:शुल्क (टोल फ्री) नम्बर है जिसका उपयोग विभिन्न प्रकार के स्वास्थ्य सम्बन्धी कार्यक्रमों की सूचनाओं के आदान प्रदान के लिये किया जाता है