

Date: 07-02-2022

Health Bulletin

Time: 6:00 PM

Bulletin No. 731 (since 15th March 2020)



Positive Today: **624**



Recovered Today: **4062**



Death Today: **02**



Active Cases: **12239**

S⁺vt^y

Sample Positivity today: **3.06%**

R%

Recovery Percentage: **82.25%**

1. Total cumulative Positive COVID-19 detected since 01.01.2022: **85076**
2. Total Number (%) of COVID-19 Patients Treated/ Cured since 01.01.2022: **69979 (82.25%)**
3. Total Number (%) of COVID-19 patients migrated out of state since 01.01.2022: **2958 (3.48%)**
4. Total Number (%) of COVID-19 Deaths since 01.01.2022: **202 (0.24%)**
5. Number of samples found negative for COVID-19 today: **19789**
6. Total number of samples sent for COVID-19 testing today: **24203**
7. Total number of cumulative samples found negative since 01.01.2022: **822294**

3 जनवरी 2022 से बच्चों के लिये Covaxin का टीकाकरण किया जा रहा है

15 से 18 वर्ष तक आयु वर्ग के बच्चे जो 2007 में या 2007 से पहले जन्में हैं
अपने नजदीकी टीकाकरण केन्द्र में जाकर टीकाकरण अवश्य करवायें



सतर्कता ही बचाव है

अभी भी कोविड अनुरूप व्यवहारों का अनुपालन करते रहें..



उत्तराखण्ड शासन

NATIONAL HEALTH MISSION
समृद्धि स्वास्थ्य मिशन

Uttarakhand State Control Room

Integrated Disease Surveillance Programme

Directorate of Medical Health & Family Welfare, Uttarakhand, Dehradun



Detailed Status of Sample Tested

| Districts | Samples Sent to Labs Today | Negative | | Positive | | Cumulative Samples Tested Since 01.01.2022 | Results Awaited (including sample sent to labs today) |
|---------------|----------------------------|---------------------------|--------------------------------------|---------------------------|--------------------------------------|--|---|
| | | Negative in last 24 hours | Negative Cumulative Since 01.01.2022 | Positive in last 24 hours | Positive Cumulative Since 01.01.2022 | | |
| Almora | 676 | 495 | 41477 | 78 | 3999 | 45476 | 260 |
| Bageshwar | 550 | 296 | 22541 | 8 | 1994 | 24535 | 443 |
| Chamoli | 864 | 339 | 25083 | 8 | 2696 | 27779 | 1338 |
| Champawat | 718 | 598 | 32787 | 4 | 1700 | 34487 | 745 |
| Dehradun | 10329 | 8513 | 225405 | 193 | 30238 | 255643 | 4681 |
| Haridwar | 4856 | 4034 | 232114 | 63 | 12029 | 244143 | 1384 |
| Nainital | 1181 | 868 | 41767 | 49 | 10790 | 52557 | 474 |
| Pauri Garhwal | 1527 | 1647 | 43815 | 55 | 4813 | 48628 | 88 |
| Pithoragarh | 393 | 27 | 23460 | 10 | 2284 | 25744 | 1225 |
| Rudraprayag | 389 | 192 | 16552 | 37 | 2505 | 19057 | 485 |
| Tehri Garhwal | 520 | 208 | 17744 | 8 | 2155 | 19899 | 506 |
| US Nagar | 1725 | 2209 | 81320 | 92 | 8437 | 89757 | 392 |
| Uttarkashi | 475 | 363 | 18229 | 19 | 1436 | 19665 | 348 |
| Total | 24203 | 19789 | 822294 | 624 | 85076 | 907370 | 12369 |

Details of Districts having Positive COVID-19 Cases

| Districts | No. of Positive Cases Since 01.01.2022 | No. of Positive Cases Treated/ Cured Since 01.01.2022 | Active Cases in the District | Deaths Since 01.01.2022 | Migrated Positive Cases Since 01.01.2022 |
|---------------|--|---|------------------------------|-------------------------|--|
| Almora | 3999 | 3209 | 450 | 4 | 342 |
| Bageshwar | 1994 | 1810 | 112 | 0 | 76 |
| Chamoli | 2696 | 2084 | 520 | 3 | 91 |
| Champawat | 1700 | 1081 | 601 | 1 | 20 |
| Dehradun | 30238 | 23783 | 6152 | 123 | 315 |
| Haridwar | 12029 | 11221 | 607 | 18 | 213 |
| Nainital | 10790 | 10481 | 317 | 25 | 37 |
| Pauri Garhwal | 4813 | 1916 | 1934 | 14 | 956 |
| Pithoragarh | 2284 | 1780 | 390 | 4 | 122 |
| Rudraprayag | 2505 | 1799 | 591 | 1 | 114 |
| Tehri Garhwal | 2155 | 1713 | 177 | 1 | 271 |
| U.S. Nagar | 8437 | 7873 | 329 | 5 | 254 |
| Uttarkashi | 1436 | 1229 | 59 | 3 | 147 |
| Total | 85076 | 69979 | 12239 | 202 | 2958 |

Hospital Wise Death

| District | Cumulative Deaths | Name of The Hospital | No. of Deaths |
|-------------|-------------------|---|---------------|
| Dehradun | 123 | AIIMS Rishikesh, Dehradun | 1 |
| Nainital | 25 | Dr. Susheela Tiwari Govt. Hospital Haldwani, Nainital | 1 |
| Grand Total | | | 2 |

कोरोना के विरुद्ध लड़ाई होगी कारगर... जब प्रत्येक व्यक्ति दीवाकरण को अपनायेगा!



Check Your COVID-19 Test Results Online on report.icmr.org.in

or Scan the QR Code Below





Uttarakhand State Control Room

Integrated Disease Surveillance Programme

Directorate of Medical Health & Family Welfare, Uttarakhand, Dehradun



COVID-19 Vaccination

7th February 2022

- ☀ Sessions Held Today: **1350**
- ☀ Number of Beneficiaries Vaccinated Today: **49186**
- ☀ Total Number of Beneficiaries Partially Vaccinated: **8511002**
- ☀ Total Number of Beneficiaries Fully Vaccinated: **7651855**
- ☀ Total Number of Beneficiaries Given Precaution Dose: **317493**

Details of Beneficiaries Vaccinated in Uttarakhand

| Districts | Citizens | | | | Health Care Worker | | Front Line Worker | | Cumulative Precaution Dose Coverage | Last 24 hrs coverage | |
|--------------|--|---|--|---|--|---------------------------------------|--|---------------------------------------|-------------------------------------|----------------------|-----------------|
| | 15-17 years Partially Vaccinated (1st Dose Coverage) | 15-17 years Fully Vaccinated (Both Dose Coverage) | 18+ years Partially vaccinated (1st Dose Coverage) | 18+ years Fully Vaccinated (Both Dose Coverage) | Partially Vaccinated (1st Dose Coverage) | Fully Vaccinated (Both Dose Coverage) | Partially Vaccinated (1st Dose Coverage) | Fully Vaccinated (Both Dose Coverage) | | 1st And 2nd Dose | Precaution Dose |
| Almora | 26566 | 4632 | 381427 | 349034 | 6020 | 6025 | 9954 | 9745 | 18673 | 1879 | 863 |
| Bageshwar | 13647 | 5080 | 185767 | 168997 | 2514 | 2520 | 2320 | 2394 | 15865 | 72 | 421 |
| Chamoli | 18224 | 7629 | 273937 | 263145 | 3987 | 4018 | 6491 | 6621 | 16943 | 2544 | 562 |
| Champawat | 11264 | 3574 | 183064 | 169194 | 2252 | 2300 | 7550 | 7375 | 11873 | 1403 | 300 |
| Dehradun | 84974 | 18020 | 1565207 | 1407815 | 37239 | 36441 | 30656 | 30794 | 72755 | 9842 | 2597 |
| Haridwar | 64876 | 15414 | 1503494 | 1427595 | 17780 | 17593 | 48437 | 48361 | 34896 | 4529 | 908 |
| Nainital | 42432 | 7096 | 751685 | 713225 | 14186 | 13777 | 20097 | 20088 | 30211 | 3759 | 1193 |
| Pauri | 29139 | 4675 | 451203 | 391716 | 7913 | 7880 | 7093 | 7086 | 22180 | 3254 | 870 |
| Pithoragarh | 20624 | 5278 | 325417 | 308444 | 4094 | 4108 | 8318 | 8397 | 13224 | 828 | 577 |
| Rudraprayag | 11173 | 5551 | 172903 | 156076 | 2465 | 2453 | 2690 | 2712 | 6580 | 633 | 400 |
| Tehri | 26566 | 7289 | 397411 | 349039 | 6252 | 6307 | 4923 | 5024 | 24882 | 1445 | 941 |
| US Nagar | 66545 | 15890 | 1343929 | 1319362 | 12471 | 12533 | 34733 | 33744 | 29286 | 6305 | 1469 |
| Uttarkashi | 14854 | 2741 | 235779 | 218520 | 3461 | 3480 | 4999 | 5048 | 20125 | 977 | 615 |
| Total | 430884 | 102869 | 7771223 | 7242162 | 120634 | 119435 | 188261 | 187389 | 317493 | 37470 | 11716 |

DETAILED STUDY OF COVID-19 STATUS SINCE 15.03.2020

S⁺ty Sample Positivity: **4.56%**

R% Recovery Percentage: **93.25%**

CFR (%Death): **1.77%**

Migrated Cases: **2.13%**

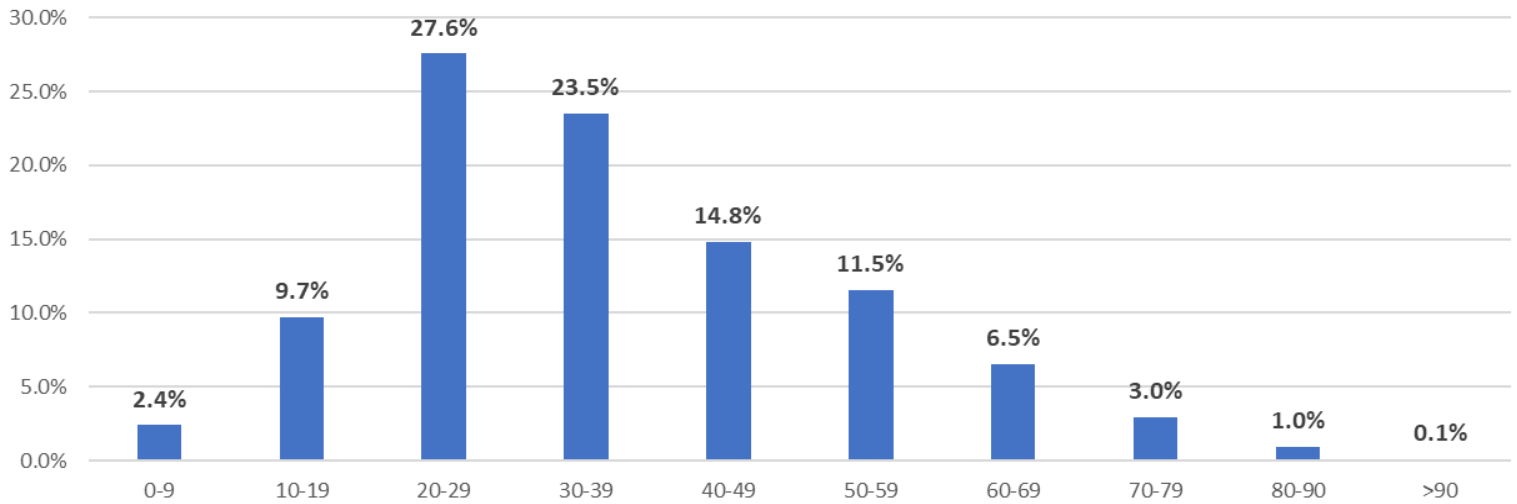
1. Total cumulative Positive COVID-19 detected: **430163**
2. Total Number of COVID-19 Patients Treated/ Cured: **401129**
3. Total Number of COVID-19 patients migrated out of state: **9175**
4. Total Number of COVID-19 Deaths: **7620**
5. Total number of cumulative samples found negative: **8998047**
6. Total number of cumulative samples tested: **9428210**

Districts wise Status of COVID-19

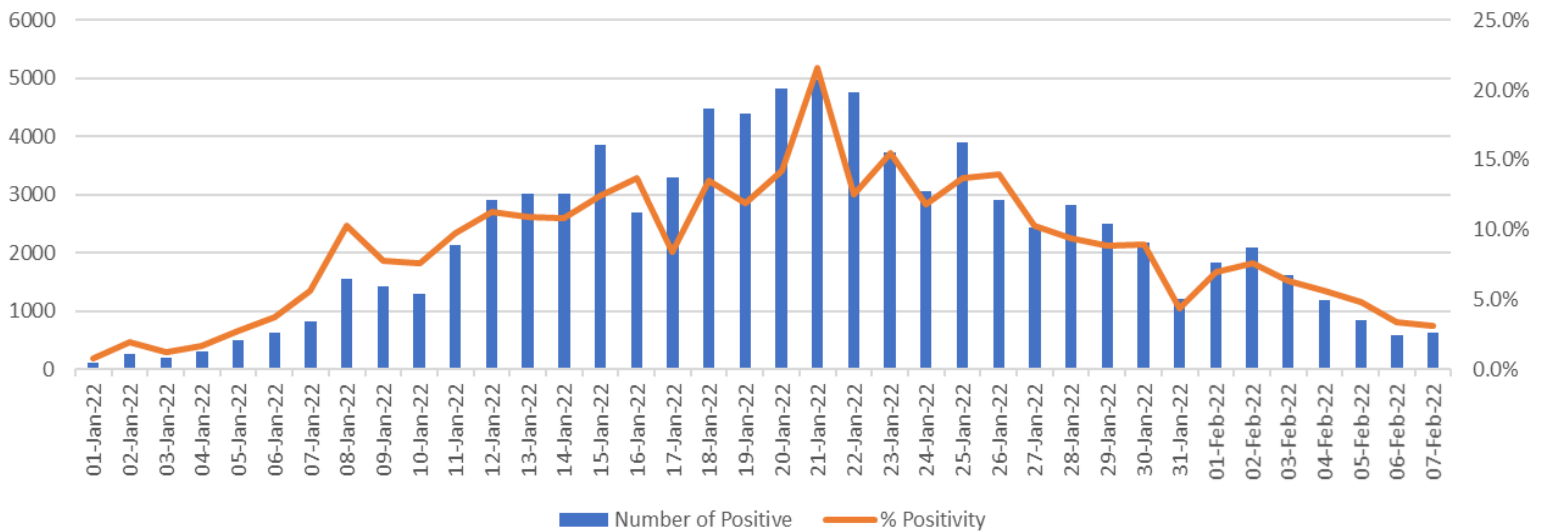
| District | Cumulative samples Tested | Negative Cumulative | Positive Cumulative | Treated/ Cured till Date | Cumulative Deaths | Cumulative Migrated/others |
|---------------|---------------------------|---------------------|---------------------|--------------------------|-------------------|----------------------------|
| Almora | 296709 | 280463 | 16246 | 14633 | 200 | 963 |
| Bageshwar | 244116 | 236351 | 7765 | 7491 | 61 | 101 |
| Chamoli | 332756 | 317806 | 14950 | 14067 | 65 | 298 |
| Champawat | 307911 | 298529 | 9382 | 8518 | 54 | 209 |
| Dehradun | 2290579 | 2147474 | 143105 | 132385 | 3650 | 918 |
| Haridwar | 2508185 | 2444541 | 63644 | 60384 | 1042 | 1611 |
| Nainital | 667005 | 616803 | 50202 | 48734 | 972 | 179 |
| Pauri Garhwal | 477246 | 454684 | 22562 | 18636 | 329 | 1663 |
| Pithoragarh | 268091 | 255504 | 12587 | 11781 | 186 | 230 |
| Rudraprayag | 228795 | 217484 | 11311 | 10339 | 107 | 274 |
| Tehri Garhwal | 341931 | 323929 | 18002 | 16544 | 111 | 1170 |
| U.S. Nagar | 1089221 | 1042814 | 46407 | 44245 | 766 | 1067 |
| Uttarkashi | 375665 | 361665 | 14000 | 13372 | 77 | 492 |
| Total | 9428210 | 8998047 | 430163 | 401129 | 7620 | 9175 |

Graphical Representation of COVID-19 Facts in Uttarakhand

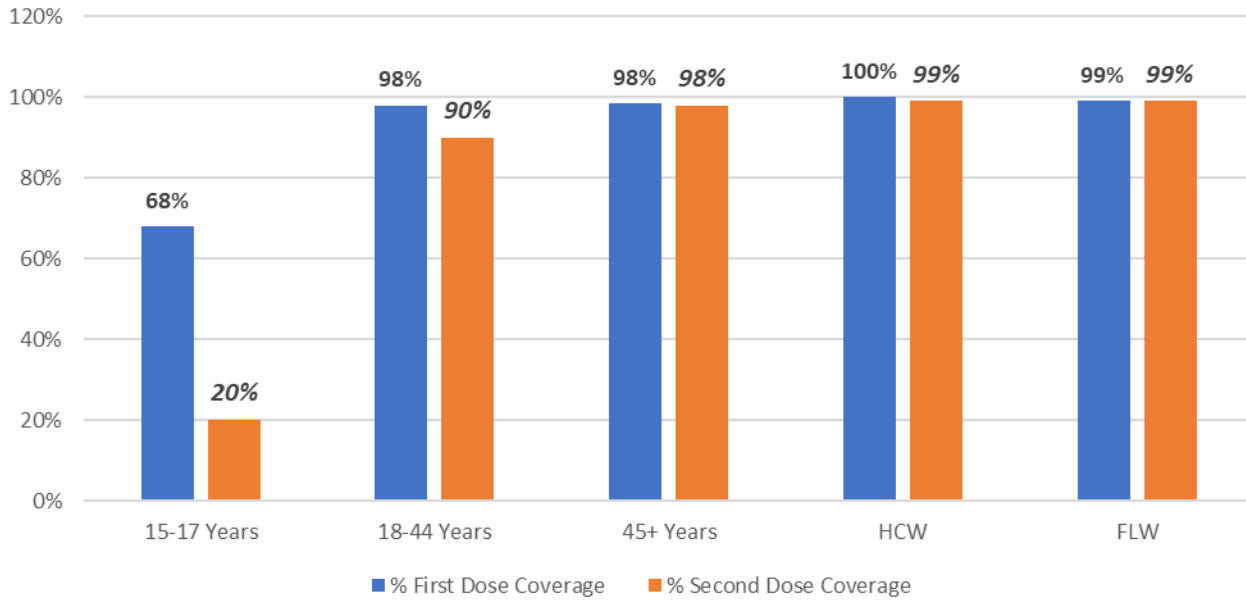
% Contribution of COVID-19 Cases in different Age Groups (Since 1st Jan 2022)



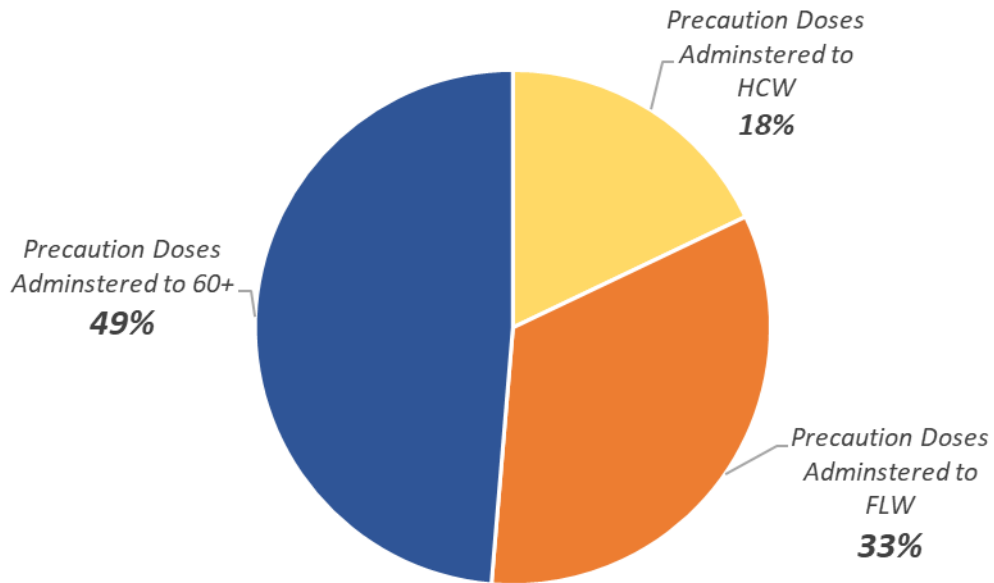
Trends of COVID-19 Positive Cases and % Positivity

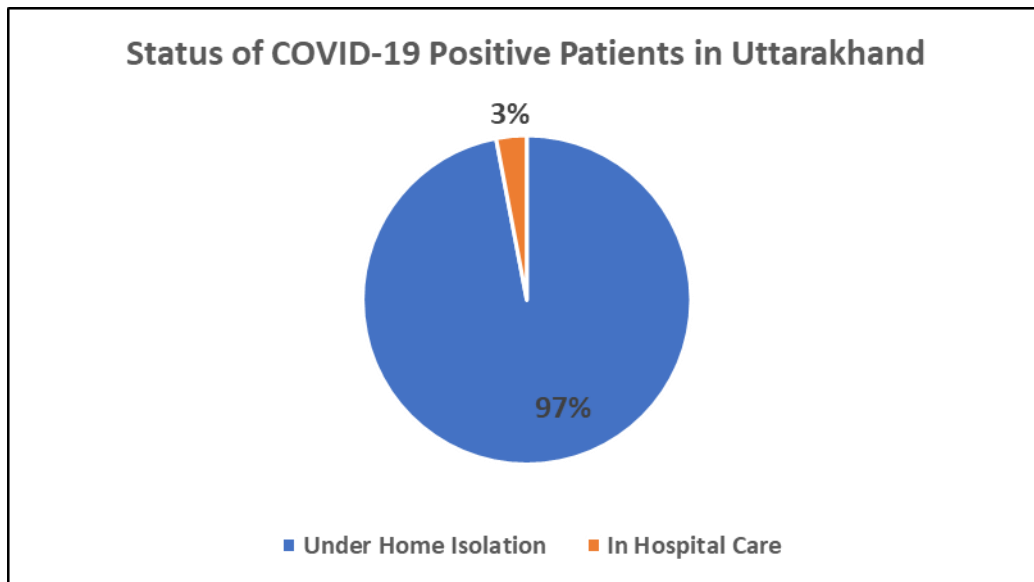
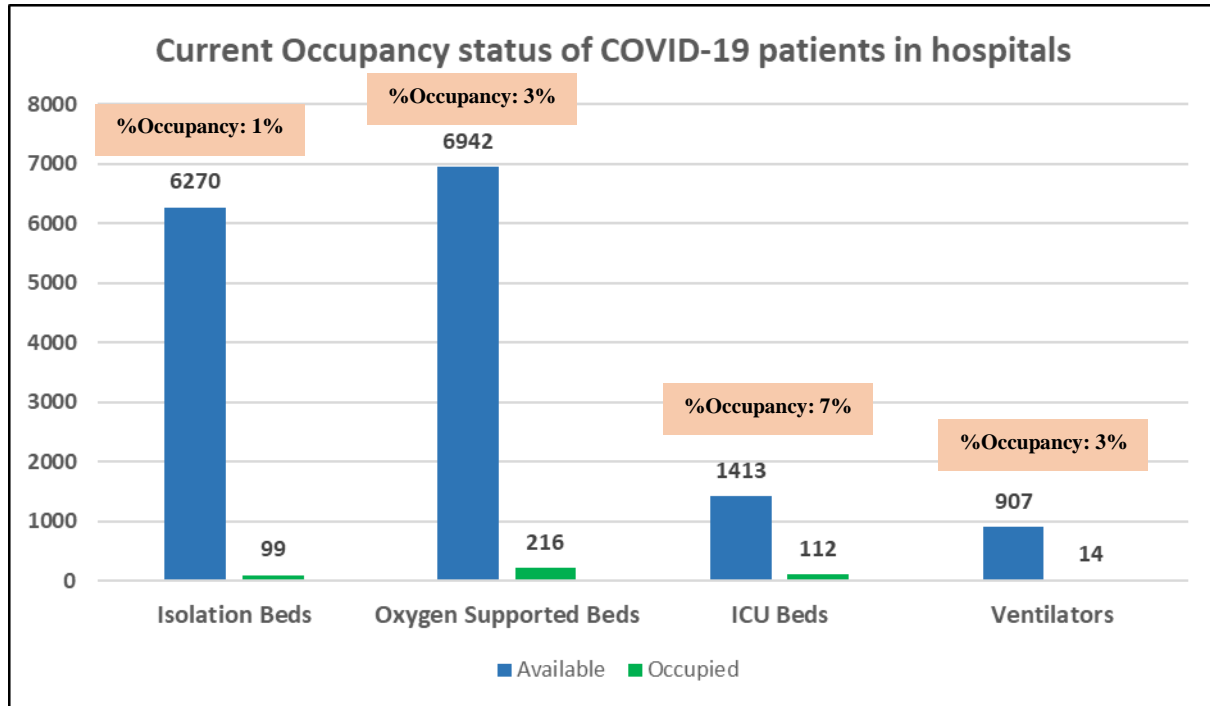


Category Wise Vaccination Coverage in Uttarakhand

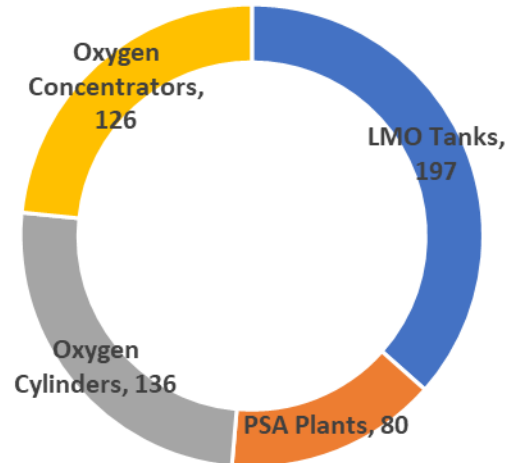


Status of Administration of Precaution (Booster) Doses in Uttarakhand





Different Modes of Oxygen Availability in Uttarakhand (capacity in MT)



Total Oxygen Production Capacity in the State:
539 MT

Average Oxygen Consumption in Last 7 Days:
12 MT

Details of State Control Room

E-mail: covid19statewarroomuk@gmail.com, idsputtarakhand@gmail.com

Toll free No: 104/01352609500

 Whatsapp No. 9412080544


Details of District Control Rooms

| Districts | District Control Room Number |
|---------------|--|
| Almora | 05962-237874, 05962-237876, 05962-231205 |
| Bageshwar | 05963-221822, 05963-297515, 7895235220 |
| Chamoli | 7617429778, 9068787120, 7830839443, 01372-252187, 01372-251437 |
| Champawat | 05965-230943, 05965-230819 |
| Dehradun | 0135-2724506, 1800-180-2525, 0135-2609200 |
| Haridwar | 01334-239072, 01332-265201, 265202, 265203, 265209 |
| Nainital | 05946-281234 |
| Pauri Garhwal | 01368-222213, 7302796031 |
| Pithoragarh | 05964-297551 |
| Tehri Garhwal | 01376-234793 |
| Rudraprayag | 01364-233727, 7456003173, 7456003162, 8920456016, 7078301730 |
| U.S. Nagar | 05944-246590, 05944-250100, 05944-250101 |
| Uttarkashi | 01374-222641, 7417162869 |

हम प्रतिबद्ध हैं आपकी मदद के लिये.. 24 X 7

आप राज्य सरकार द्वारा संचालित सभी स्वास्थ्य सेवाओं के बारे में जानकारी सुझाव अथवा शिकायतों के निवारण हेतु 104 इन्टिग्रेटेड हैल्पलाइन (टोल फ्री नम्बर) पर कॉल कर सकते हैं



 104 तीन अंकों का निःशुल्क (टोल फ्री) नम्बर है जिसका उपयोग विभिन्न प्रकार के स्वास्थ्य सम्बन्धी कार्यक्रमों की सूचनाओं के आदान प्रदान के लिये किया जाता है