

Date: 14-02-2022

Health Bulletin

Time: 6:00 PM

Bulletin No. 738 (since 15th March 2020)



Positive Today: **161**



Recovered Today: **89**



Death Today: **02**



Active Cases: **6275**

S⁺vt^y

Sample Positivity today: **1.44%**

R%

Recovery Percentage: **89.52%**

1. Total cumulative Positive COVID-19 detected since 01.01.2022: **88681**
2. Total Number (%) of COVID-19 Patients Treated/ Cured since 01.01.2022: **79386 (89.52%)**
3. Total Number (%) of COVID-19 patients migrated out of state since 01.01.2022: **3087 (3.48%)**
4. Total Number (%) of COVID-19 Deaths since 01.01.2022: **235 (0.26%)**
5. Number of samples found negative for COVID-19 today: **11019**
6. Total number of samples sent for COVID-19 testing today: **9411**
7. Total number of cumulative samples found negative since 01.01.2022: **957520**

**PREVENTIVE
MEASURES
AGAINST
COVID - 19**

**you
must be
aware!**

**be cautious
be safe**



WEAR MASK



**WASH YOUR HANDS
WITH SOAP**



**COVER YOUR COUGH
AND SNEEZE**



**AVOID TOUCHING NOSE,
EYES AND MOUTH**



**KEEP ONE METER AWAY
FROM SICK PEOPLE**



**STAY AT HOME
UNTIL RECOVER**



उत्तराखण्ड शासन



राष्ट्रीय स्वास्थ्य मिशन



Uttarakhand State Control Room

Integrated Disease Surveillance Programme

Directorate of Medical Health & Family Welfare, Uttarakhand, Dehradun



Detailed Status of Sample Tested

Districts	Samples Sent to Labs Today	Negative		Positive		Cumulative Samples Tested Since 01.01.2022	Results Awaited (including sample sent to labs today)
		Negative in last 24 hours	Negative Cumulative Since 01.01.2022	Positive in last 24 hours	Positive Cumulative Since 01.01.2022		
Almora	213	432	46658	19	4294	50952	552
Bageshwar	17	313	25181	7	2041	27222	129
Chamoli	134	144	29444	1	2989	32433	349
Champawat	214	631	38990	4	1793	40783	782
Dehradun	5106	4893	278385	53	31480	309865	2206
Haridwar	2064	2223	260126	20	12517	272643	204
Nainital	48	63	48775	0	11018	59793	56
Pauri Garhwal	1286	1138	52914	11	5061	57975	363
Pithoragarh	121	384	27047	11	2442	29489	166
Rudraprayag	17	17	18744	1	2607	21351	119
Tehri Garhwal	39	110	19761	0	2257	22018	356
US Nagar	131	105	89764	14	8627	98391	638
Uttarkashi	21	566	21731	20	1555	23286	173
Total	9411	11019	957520	161	88681	1046201	6093

Details of Districts having Positive COVID-19 Cases

Districts	No. of Positive Cases Since 01.01.2022	No. of Positive Cases Treated/ Cured Since 01.01.2022	Active Cases in the District	Deaths Since 01.01.2022	Migrated Positive Cases Since 01.01.2022
Almora	4294	3744	188	4	364
Bageshwar	2041	1919	46	0	80
Chamoli	2989	2579	313	3	96
Champawat	1793	1125	650	1	20
Dehradun	31480	28213	2914	143	345
Haridwar	12517	11940	371	22	214
Nainital	11018	10893	129	29	37
Pauri Garhwal	5061	3079	1004	15	970
Pithoragarh	2442	2147	172	4	131
Rudraprayag	2607	2268	217	1	121
Tehri Garhwal	2257	1875	85	5	299
U.S. Nagar	8627	8255	136	5	255
Uttarkashi	1555	1349	50	3	155
Total	88681	79386	6275	235	3087

Hospital Wise Death

District	Name of The Hospitals	No. of Deaths
Dehradun	Govt. Doon Medical College, Dehradun	1
	Shri Mahant Indiresch Hospital, Dehradun	1
Grand Total		2

कोरोना के विरुद्ध लड़ई लेगी कायदा.. जब प्रत्येक व्यक्ति दीकाकरण को अपजायेगा!



Check Your COVID-19 Test Results Online on report.icmr.org.in

or Scan the QR Code Below





Uttarakhand State Control Room

Integrated Disease Surveillance Programme

Directorate of Medical Health & Family Welfare, Uttarakhand, Dehradun



COVID-19 Vaccination

14th February 2022

- ☀ **Sessions Held Today: 295**
- ☀ **Number of Beneficiaries Vaccinated Today: 1136**
- ☀ **Total Number of Beneficiaries Partially Vaccinated: 8540280**
- ☀ **Total Number of Beneficiaries Fully Vaccinated: 7773354**
- ☀ **Total Number of Beneficiaries Given Precaution Dose: 357487**

Details of Beneficiaries Vaccinated in Uttarakhand

Districts	Citizens				Health Care Worker		Front Line Worker		Cumulative Precaution Dose Coverage	Last 24 hrs coverage	
	15-17 years Partially Vaccinated (1st Dose Coverage)	15-17 years Fully Vaccinated (Both Dose Coverage)	18+ years Partially vaccinated (1st Dose Coverage)	18+ years Fully Vaccinated (Both Dose Coverage)	Partially Vaccinated (1st Dose Coverage)	Fully Vaccinated (Both Dose Coverage)	Partially Vaccinated (1st Dose Coverage)	Fully Vaccinated (Both Dose Coverage)		1st And 2nd Dose	Precaution Dose
Almora	27092	9316	381803	350561	6021	6025	9956	9747	22705	28	75
Bageshwar	13757	9527	185920	170018	2514	2520	2320	2396	16507	0	2
Chamoli	18623	11268	274213	265098	3987	4018	6492	6624	19084	12	19
Champawat	11822	5581	183394	169764	2253	2301	7561	7382	12744	0	0
Dehradun	87826	33904	1568431	1423968	37240	36573	30661	30972	80669	286	221
Haridwar	67692	22711	1506183	1432231	17781	17596	48439	48371	39585	91	23
Nainital	44051	17066	752820	717054	14186	13790	20102	20106	34917	3	36
Pauri	29576	8228	451823	394525	7914	7884	7097	7110	25176	54	66
Pithoragarh	21284	7970	325758	309566	4095	4108	8318	8402	16000	13	9
Rudraprayag	11768	7191	173165	156702	2465	2453	2691	2712	7694	21	36
Tehri	27959	14668	398021	351251	6252	6307	4923	5031	27027	14	14
US Nagar	70219	27735	1346508	1325945	12473	12538	34746	33785	33729	94	19
Uttarkashi	15605	4645	236020	219577	3461	3482	4999	5051	21650	0	0
Total	447274	179810	7784059	7286260	120642	119595	188305	187689	357487	616	520

DETAILED STUDY OF COVID-19 STATUS SINCE 15.03.2020

S⁺ty Sample Positivity: **4.53%**

R% Recovery Percentage: **94.64%**

CFR (%Death): **1.76%**

M Migrated Cases: **2.14%**

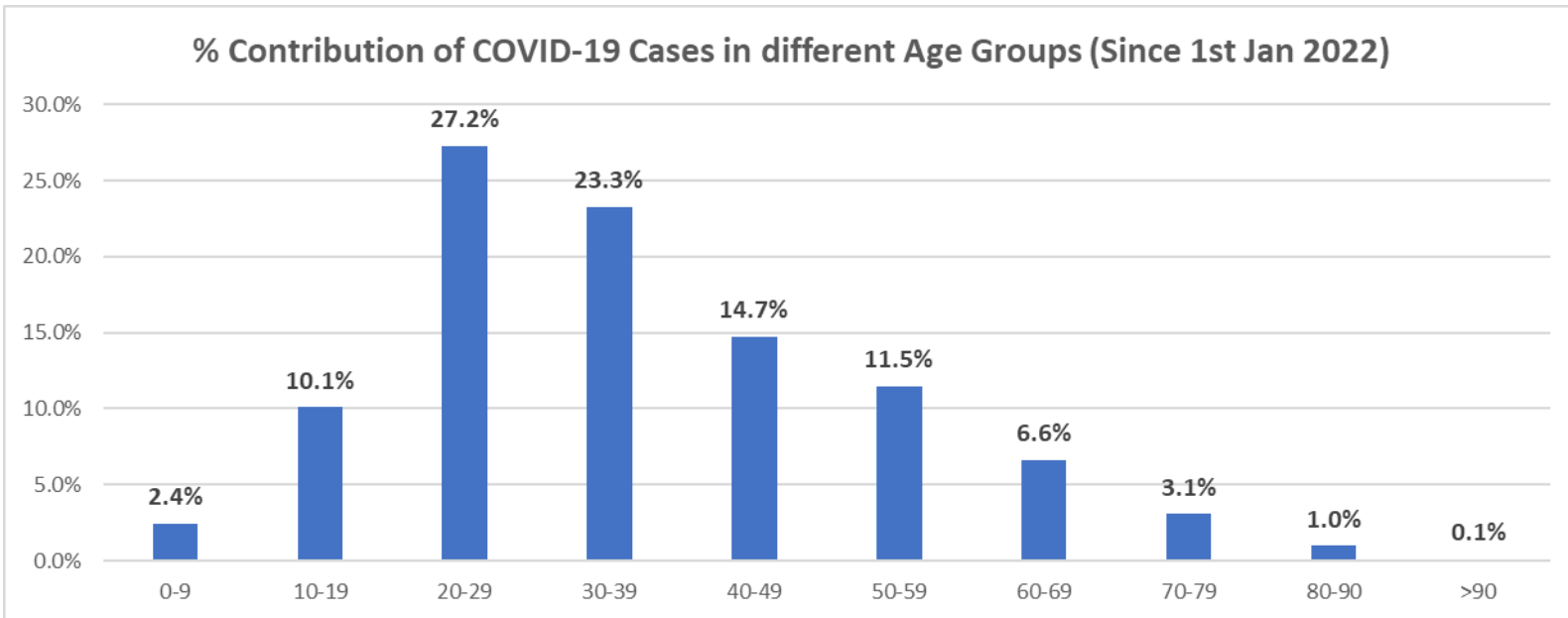
1. Total cumulative Positive COVID-19 detected: **433768**
2. Total Number of COVID-19 Patients Treated/ Cured: **410536**
3. Total Number of COVID-19 patients migrated out of state: **9304**
4. Total Number of COVID-19 Deaths: **7653**
5. Total number of cumulative samples found negative: **9133273**
6. Total number of cumulative samples tested: **9567041**

Districts wise Status of COVID-19

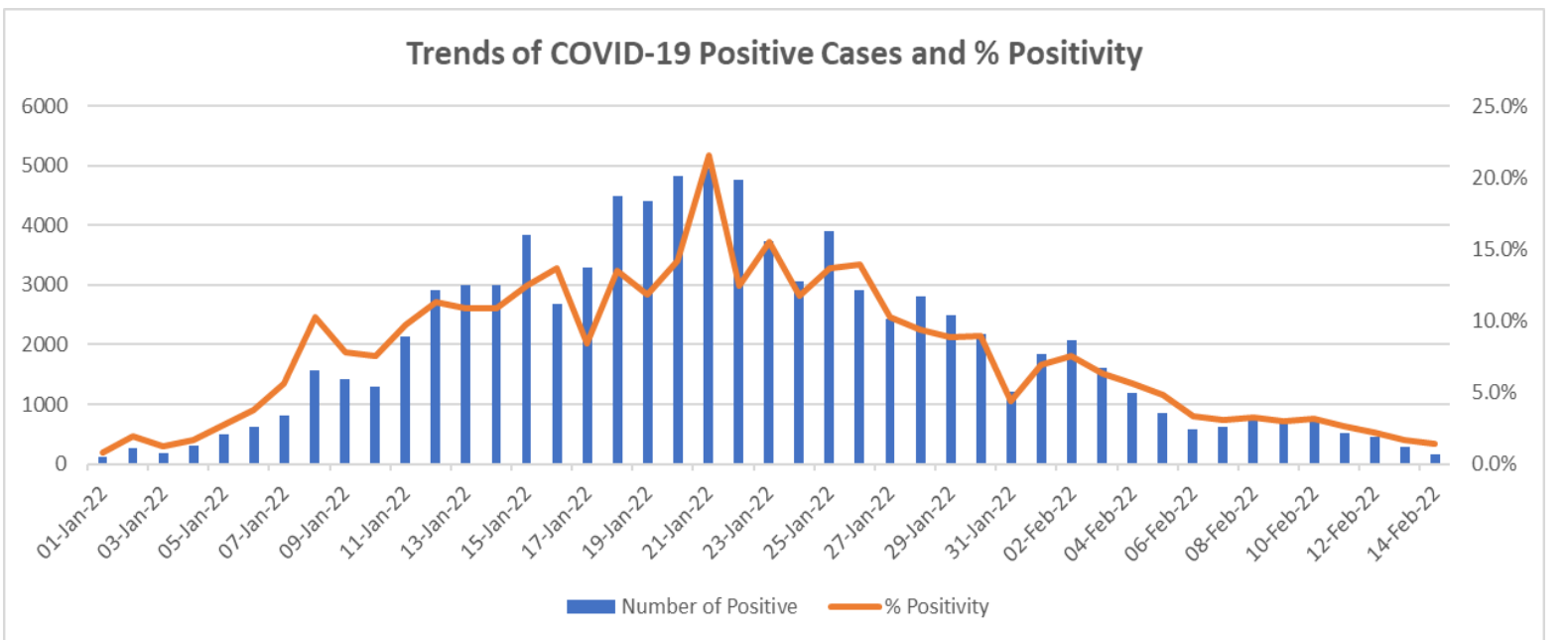
District	Cumulative samples Tested	Negative Cumulative	Positive Cumulative	Treated/ Cured till Date	Cumulative Deaths	Cumulative Migrated/others
Almora	302185	285644	16541	15168	200	985
Bageshwar	246803	238991	7812	7600	61	105
Chamoli	337410	322167	15243	14562	65	303
Champawat	314207	304732	9475	8562	54	209
Dehradun	2344801	2200454	144347	136815	3670	948
Haridwar	2536685	2472553	64132	61103	1046	1612
Nainital	674241	623811	50430	49146	976	179
Pauri Garhwal	486593	463783	22810	19799	330	1677
Pithoragarh	271836	259091	12745	12148	186	239
Rudraprayag	231089	219676	11413	10808	107	281
Tehri Garhwal	344050	325946	18104	16706	115	1198
U.S. Nagar	1097855	1051258	46597	44627	766	1068
Uttarkashi	379286	365167	14119	13492	77	500
Total	9567041	9133273	433768	410536	7653	9304

Graphical Representation of COVID-19 Facts in Uttarakhand

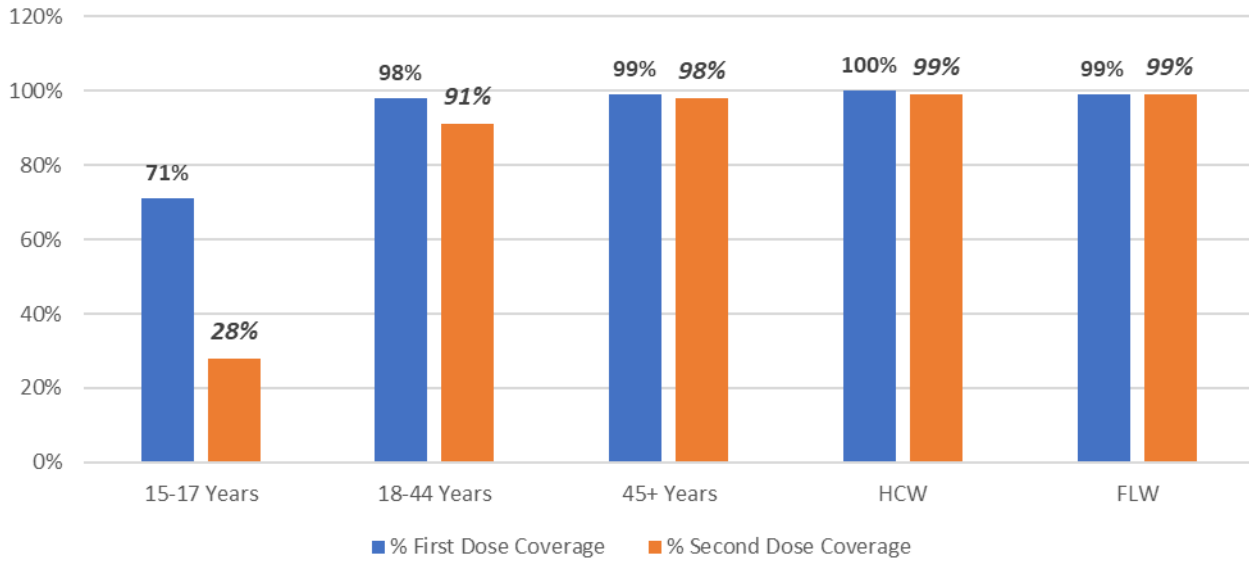
% Contribution of COVID-19 Cases in different Age Groups (Since 1st Jan 2022)



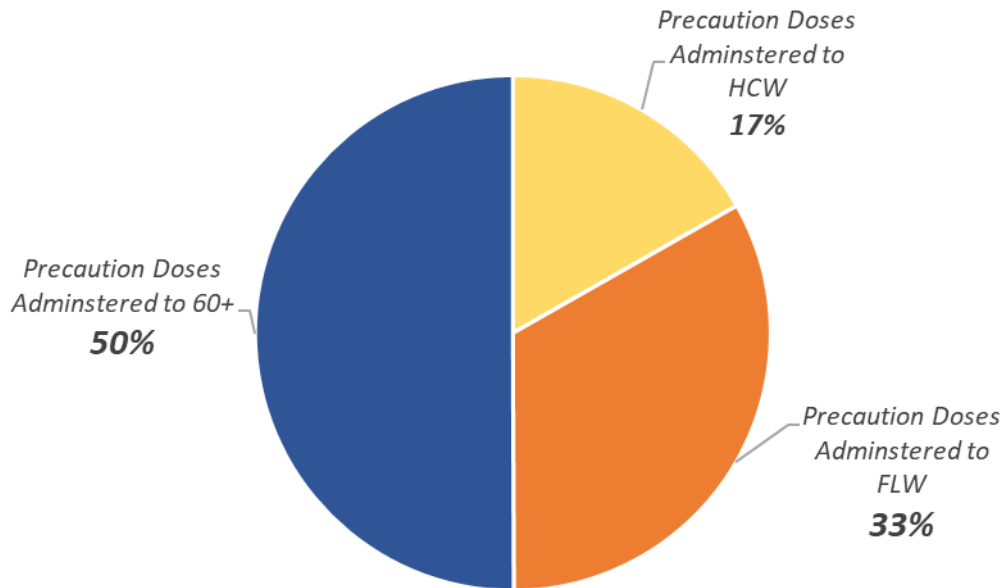
Trends of COVID-19 Positive Cases and % Positivity

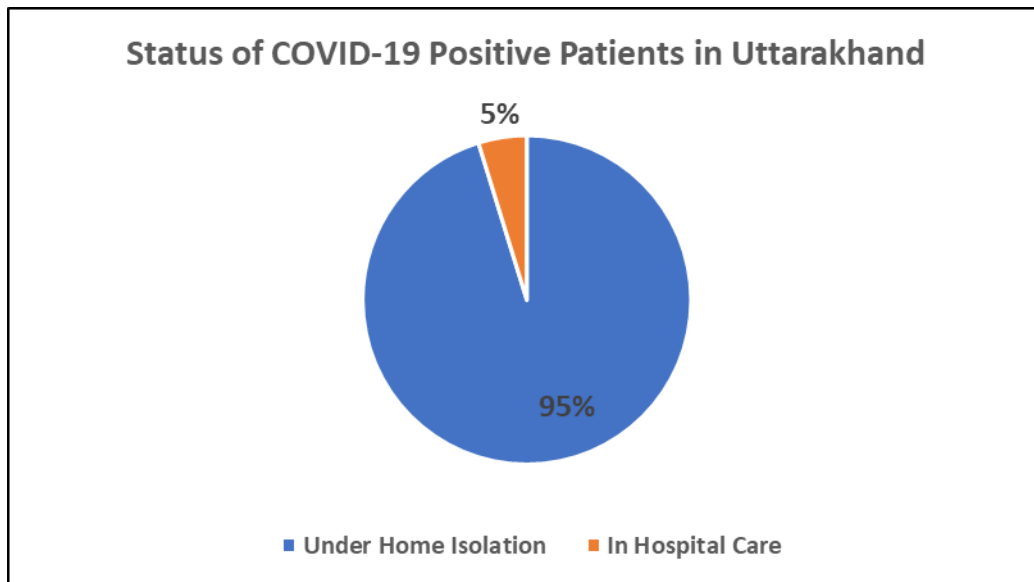
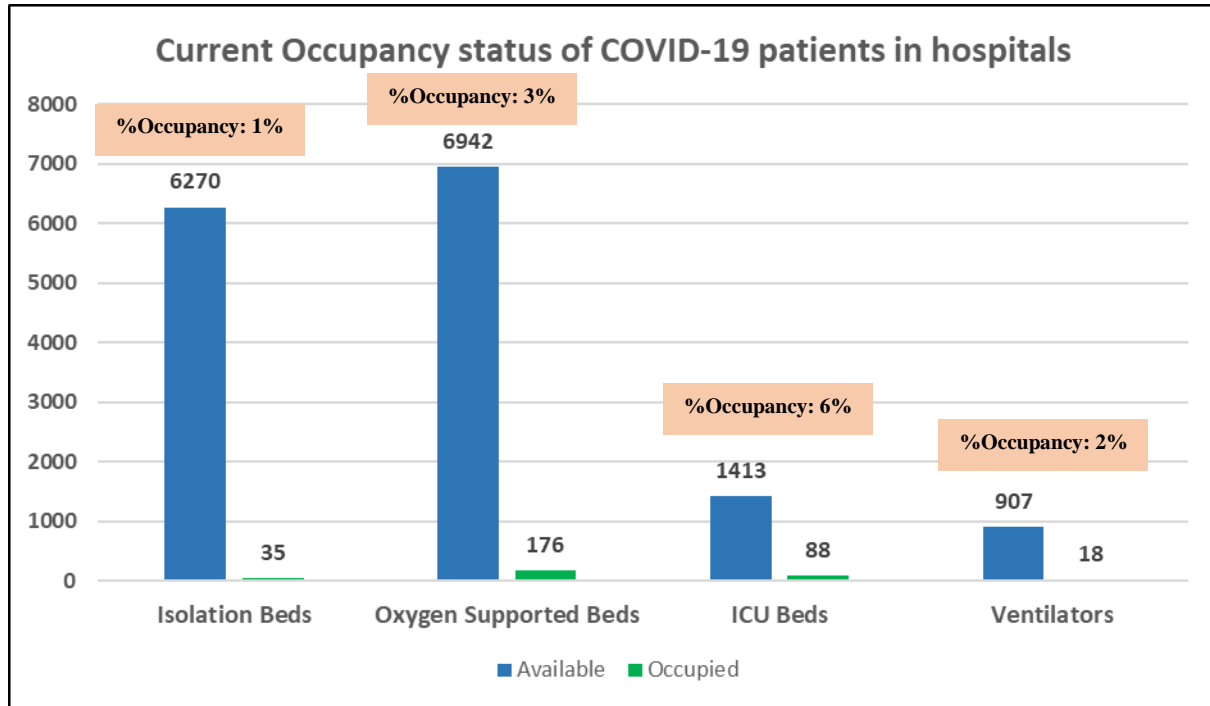


Category Wise Vaccination Coverage in Uttarakhand

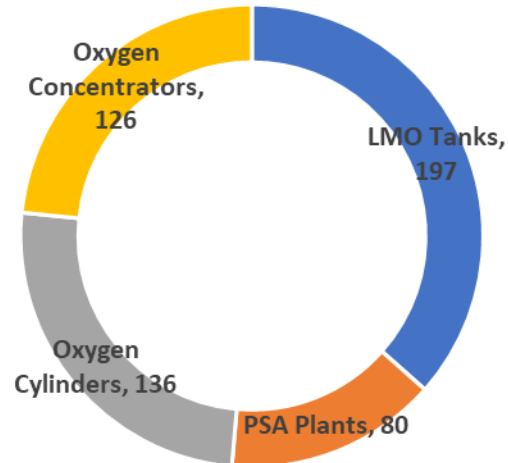


Status of Administration of Precaution (Booster) Doses in Uttarakhand





Different Modes of Oxygen Availability in Uttarakhand (capacity in MT)



Total Oxygen Production Capacity in the State:
539 MT

Average Oxygen Consumption in Last 7 Days:
10 MT

Details of State Control Room

E-mail: covid19statewarroomuk@gmail.com, idsputtarakhand@gmail.com

Toll free No: 104/01352609500

 Whatsapp No. 9412080544


Details of District Control Rooms

Districts	District Control Room Number
Almora	05962-237874, 05962-237876, 05962-231205
Bageshwar	05963-221822, 05963-297515, 7895235220
Chamoli	7617429778, 9068787120, 7830839443, 01372-252187, 01372-251437
Champawat	05965-230943, 05965-230819
Dehradun	0135-2724506, 1800-180-2525, 0135-2609200
Haridwar	01334-239072, 01332-265201, 265202, 265203, 265209
Nainital	05946-281234
Pauri Garhwal	01368-222213, 7302796031
Pithoragarh	05964-297551
Tehri Garhwal	01376-234793
Rudraprayag	01364-233727, 7456003173, 7456003162, 8920456016, 7078301730
U.S. Nagar	05944-246590, 05944-250100, 05944-250101
Uttarkashi	01374-222641, 7417162869

हम प्रतिबद्ध हैं आपकी मदद के लिये.. 24 X 7

आप राज्य सरकार द्वारा संचालित सभी स्वास्थ्य सेवाओं के बारे में जानकारी सुझाव अथवा शिकायतों के निवारण हेतु 104 इन्टिग्रेटेड हैल्पलाइन (टोल फ्री नम्बर) पर कॉल कर सकते हैं



 104 तीन अंकों का निःशुल्क (टोल फ्री) नम्बर है जिसका उपयोग विभिन्न प्रकार के स्वास्थ्य सम्बन्धी कार्यक्रमों की सूचनाओं के आदान प्रदान के लिये किया जाता है